

Viet Nam-Japan Environmental Week Participation guide

~Online Exhibition・Business Match・Online Seminar~

Cách tham gia Tuần lễ Môi trường.

Free of
Charge

Online Exhibition※1

Tue, December 14 – Mon, 27, 2021

Business Match※2


Wed, December 15 – Fri, 17, 2021

Online Seminar

Wed, December 15 – Fri, 17, 2021

※1 Online Exhibition : Exhibitor's company information, technologies / services, YouTube videos and so on will be exhibited at online exhibition booth.

※2 Business Match : Participants can have an online business meeting via Zoom and exchange email or chat.



[Organizers] Ministry of Natural Resources and Environment (MONRE), Ministry of the Environment, Japan (MOEJ)

[Supporters (TBC)] Embassy of the Socialist Republic of Viet Nam to Japan, JICA Viet Nam Office, JETRO Vietnam Ho Chi Minh, The Japanese Chamber of Commerce and Industry in Vietnam (JCCI), The Japanese Chamber of Commerce and Industry in HCMC (JCCH), The Japanese Chamber of Commerce and Industry in Danang(JCCID), Vietnam Chamber of Commerce and Industry (VCCI), Vietnam Business Forum (VBF).

[Participants] Approximately 1,000 attendees, including Vietnamese and Japanese governments, intergovernmental organizations, research/academic institutes, NGOs, international/regional organizations and private sector *1,068 participants (online), Indonesia-Japan Environmental Week, Jan 2021



This event will consist of online seminars and exhibition. “Environmental Solutions Seminar” will discuss the latest environmental policies/market trends, needs and seeds on environmental solutions, targeting private companies and government officials in both countries and “Online Exhibition/Business Match” will connect participants from both countries interested in environmental solutions and creating new business opportunities. Through promoting environmental businesses, the Viet Nam – Japan Environment Week will seek to contribute to Vietnam's environmental conservation efforts.

Participation registration

<https://www.jparsi.go.jp/ew2021vn>

※Please enter your profile via following URL or QR code.



Schedule

Online Exhibition Tue, December 14 – Mon, 27, 2021

Business Match Wed, December 15 – Fri, 17, 2021

Online Seminar Wed, December 15 – Fri, 17, 2021

※Below seminar details are provisional (TBC).

December 2021		
Tue 14	Online Exhibition start	
Wed 15 Thứ tư	1 st Day	Thematic Session <ul style="list-style-type: none">• Circular Economy and Recycling• Water Pollution Management• Stakeholder Dialogue on Designing Facility-level GHG Reporting System of Viet Nam
Thu 16 Thứ năm	2 nd Day	Opening Ceremony 9:00 Lễ khai mạc https://us06web.zoom.us/j/81095493736?pwd=WXk0c0FYtktETC9Pam1VaDh1Vzd4UT09 Keynote Speech and Panel Discussion Toward Realizing 2050 Carbon Neutrality Plenary session seminar Public-private efforts toward the transition to a circular economy including measures against marine plastic litter Thematic Session <ul style="list-style-type: none">• Climate Change Adaptation Presentation Session from Exhibiting Companies
Fri 17 Thứ sáu	3 rd day	Thematic Session <ul style="list-style-type: none">• Joint Crediting Mechanisms (JCM)• Cooperation on Fluorocarbon Management Presentation Session from Exhibiting Companies
Mon 27	Online Exhibition end	

Link vào hội thảo

<https://www.jparsi.go.jp/ew2021vn/event.html>

Copyright © 2021 Overseas Media Promotion
Cooperation Center, Japan All rights reserved

Registration

※Please enter necessary information via URL or QR code.

<https://www.jprsi.go.jp/ew2021vn>

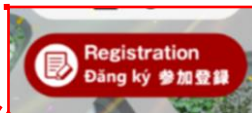


Top Page



Registration
here ↓

Đăng ký



Registration screen

Đăng ký

1 : Registration

From upper right on the Top Page

"Registration", enter your email address, name, company, department, etc. and set your password.

※ After this procedure, you can change the informations via "Edit profile" as needed.

⇒ "I agree to the terms and register"

Hãy nhập:

+ Địa chỉ email

+ Họ và tên

+ Tên phòng ban

+ Tên công ty/cơ quan

.....

+ Mật khẩu tài khoản của bạn

* Sau khi hoàn thành bước này, bạn có thể thay đổi tên ở bước "Thay đổi hồ sơ"

=> Nhấp vào "tôi đồng ý với các điều khoản và đăng ký"

Login Email



2 : Login Email

Login URL to My Page will be send by email " no-reply@eventhub.jp "

(※Please do not use the spam filter!)

Please login to the EventHub website with URL and password (set at registration)

※ After logging in, you can participate seminars, exchange messages with exhibitors etc. on "My Page"

Bạn nhận được một email bao gồm link vào hội thảo

How the Event will be Managed

<Introduction of Viet Nam-Japan Environmental Week website contents (Image)>

Top page

Contains links to various pages, Event Registration, General Inquiries and Log-in for user's account for exhibitors (Exhibitors can customize the online exhibition booth once logged-in).



Event Outline (English) *some contents are available in Vietnamese Outline, Program, Exhibition of materials and movie, Guide to use Seminar venue (Event Hub), etc.

Tham quan các triển lãm

Nếu bạn đã đăng ký
Nhấp vào nút màu xanh lam



Online Exhibition booth (English) [Venue of business match]

Exhibition content confirmation

- Company / organization profile
- Technical image display
- Detailed technical confirmation (Purpose, Features, Effect, Development results, etc)
- YouTube video confirmation



Online Seminar Rooms are set up on online event platform- "EventHub"

- Checking the seminar schedule
- Listening Seminars (Access to the Zoom Webinar)
- Exchange messages with exhibitors
Business card exchange

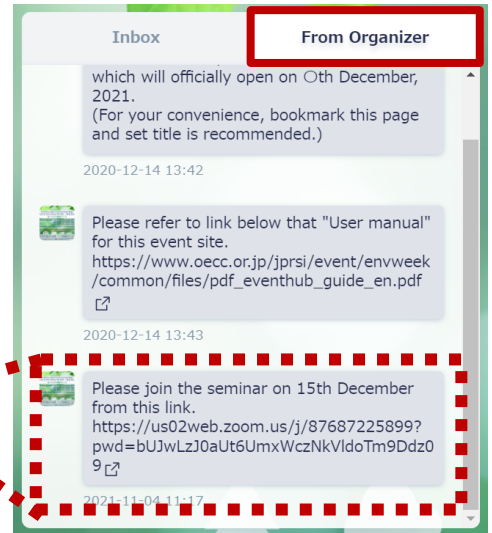
Tham gia hội thảo

Seminar session participation

Tham gia hội thảo

Online seminar from December 15 to 17 2021 are accessible by two ways.

① Via zoom link of information "From Organizer"



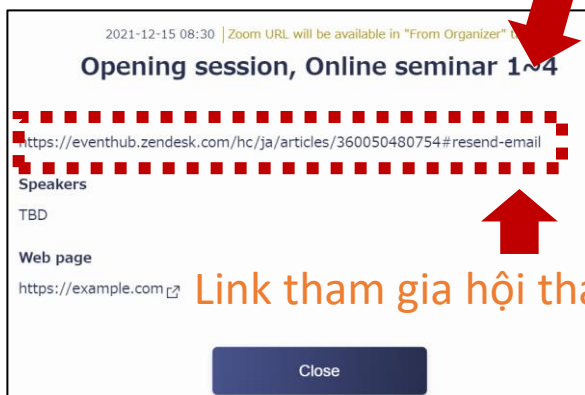
Chương trình hội thảo

② Via zoom link in each session details "schedule"



Bật hội thảo bạn muốn tham dự

You can mark the favorite program.

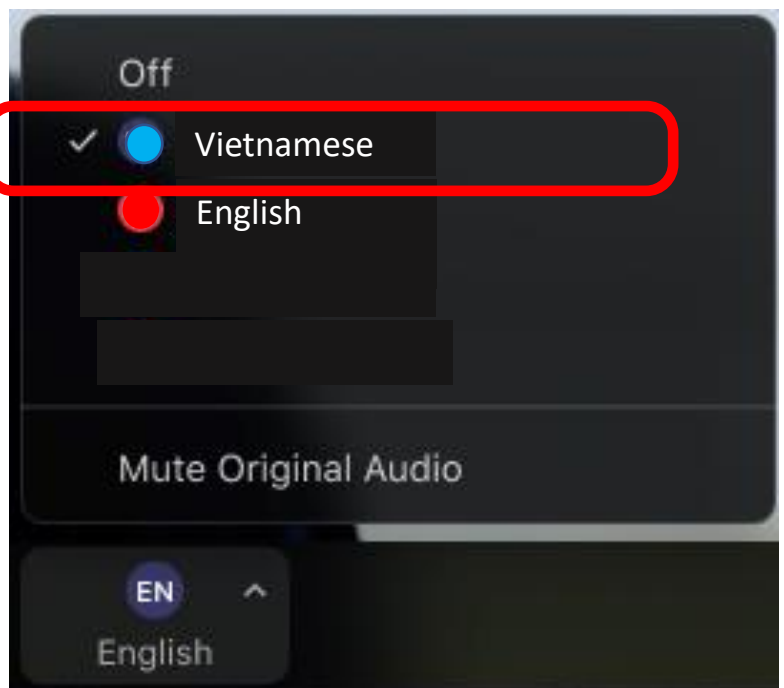




Link tham gia hội thảo.

Choose Vietnamese Channel in Seminars

Chọn kênh tiếng Việt ở mục Phóng to

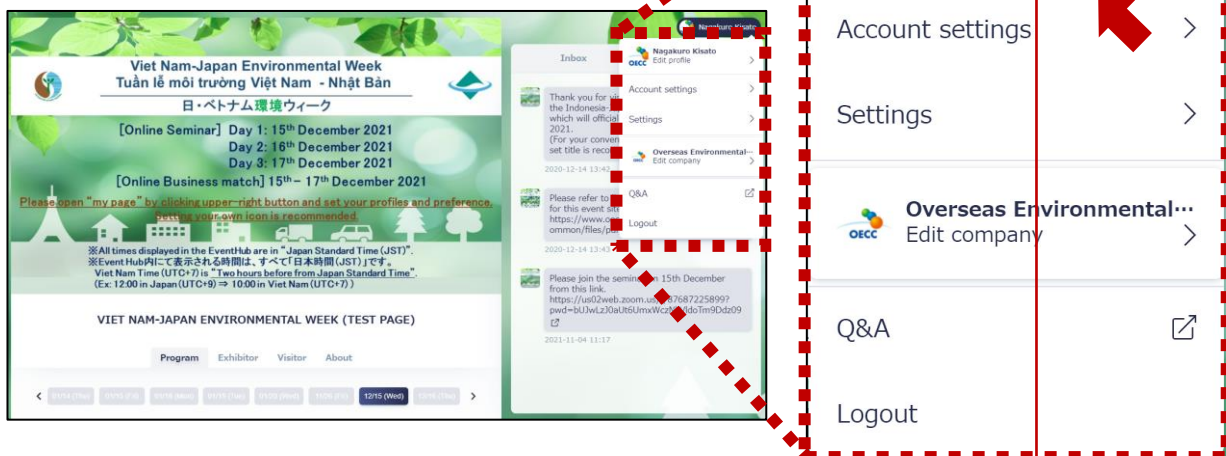
- ✓ Nhấp vào dấu quả địa cầu ở cuối màn hình
- ✓ Chọn tiếng việt
- ✓ Chọn "Tắt âm thanh gốc" nếu bạn chỉ muốn nghe ngôn ngữ của mình.



Edit profile

Participants can register/revise “Profile information”, Image registration” or “One-line Pitch” etc.

① Click the “Edit profile” on the right upper.



② Click the “Edit” button on the bottom of the page

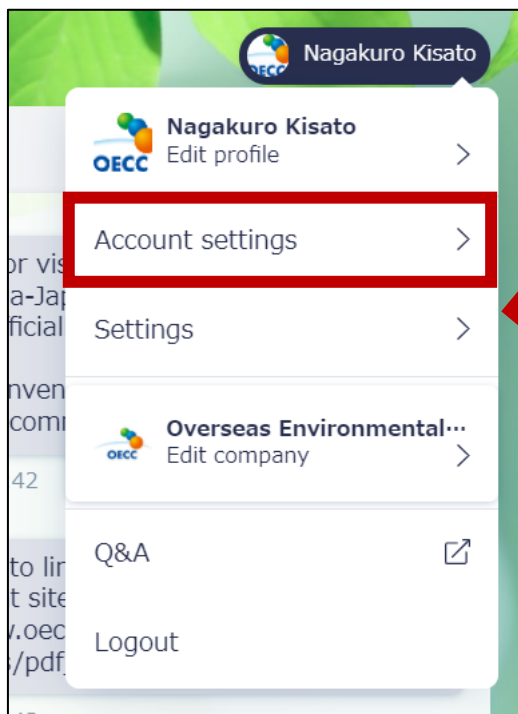
A screenshot of the user profile page. The profile information for 'Nagakuro Kisato' is displayed, including contact details and a 'One-line Pitch'. At the bottom right, there is a large red arrow pointing to an 'Edit' button.

③ Move to the editable page

A screenshot of the 'Edit profile' page. It contains form fields for 'Last Name', 'First Name', 'Affiliation', 'Department or Division', and 'Occupation or Title'. Each field has a character count (e.g., 8/100 for Last Name). A 'Photo' upload button is at the top left. A 'Preview' button is at the top right.

※Please enter in English on “One-line Pitch” and Profile.

Account settings and Settings



Account settings

1. Email address
※Please set available email address
(Information by organizer or exhibitor will be send to this email address.)
2. Login password for EventHub
3. URL of online business card

A screenshot of the 'Account settings' page. It has a title 'Account settings'. Below it are three sections: 'Email address' with the value 'kisato.nagakuro@oecc.or.jp' and an 'Edit' button; 'Password' with the value 'Password set' and an 'Edit' button; and 'Business card URL' with the value 'Undecided' and an 'Edit' button. A red dashed rectangle highlights the 'Business card URL' section. A red arrow points from this section to the next screenshot.

※Please register online business card tool (Sansan or Eight) (※Optional)

Register the URL for business card information and send the information by one click to participants.

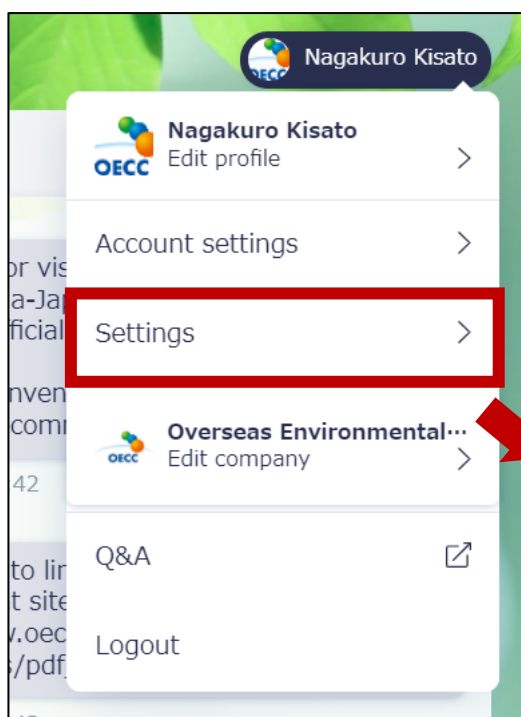
- Sansan (<https://jp-help.sansan.com/hc/ja/articles/900000921606>)
- Eight (<https://eight.zendesk.com/hc/ja/articles/360001605115>)

Settings

Please “Email notifications” and “Matching” turn ON.
(default is ON)

※If you turn off the “Email notifications”, you will miss important information such as promotional emails from the organizers. In addition, we may not be able to respond in a timely manner due to the failure of other participants to receive messages.

※If you turn off the “Matching”, your profile will not be disclosed, and you will not be able to exchange messages or view other participants' profiles.

A screenshot of the 'Settings' page. It has a title 'Settings'. Below it are two sections: 'Email notifications' with a description 'You will be notified of incoming meeting requests, messages and updates from the organizer. (Recommended)' and a toggle switch that is turned ON; and 'Matching' with a toggle switch that is turned ON.

How the Business Match works

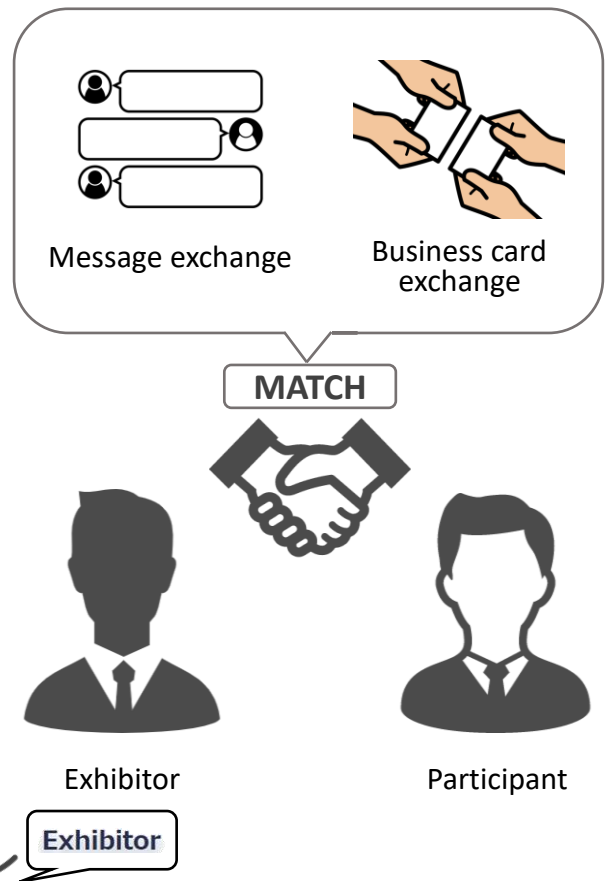
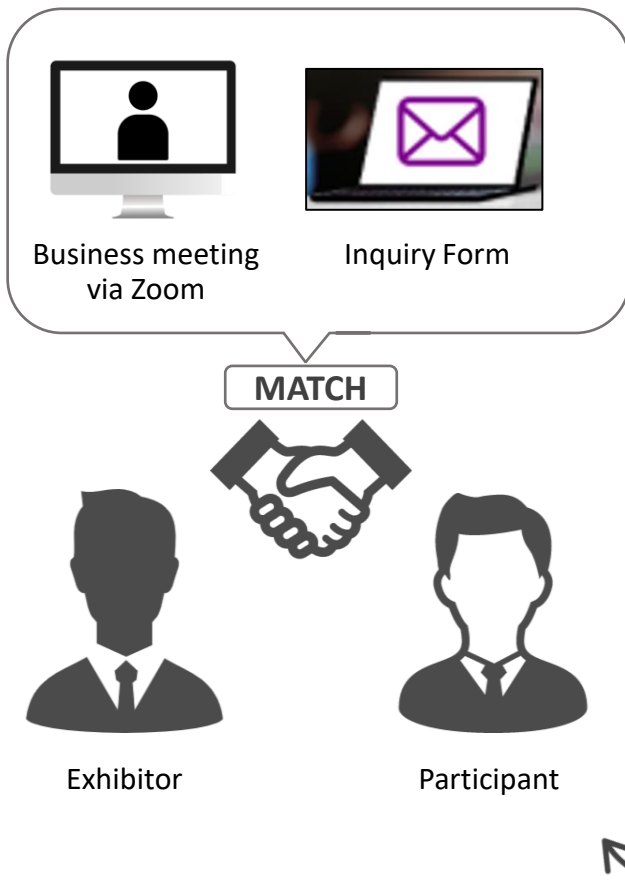
Do not miss this opportunity to **create new business chances, obtain new business partners** and **expand your business.**



Online Exhibition booth (English)
[Venue of business match]



Online Seminar Rooms
are set up on online event platform- "EventHub"
Language: English and Japanese
*some contents are available in Vietnamese



※Move to "Online exhibition booth" from URL in the EventHub "Exhibitor" button.

【Exhibition field】

- Environmental technologies and solutions for climate change (mitigation and adaptation), waste management and recycle, air pollution/water pollution control, septic tank, clean energies, smart city, mercury, marine plastics litter, hydrogen technologies, related to ESG investment / finance / insurance / environmental finance
- Research, consulting and furnishing solutions and advanced environmental technologies for the above sectors.

Business Match (Online business meeting)

Online Exhibition booth (English) [Venue of business match]



Tham quan các gian hàng triển lãm

Technology image display
Technology details confirmation
(purpose, feature, effects, Accomplishments etc.)

Confirmation of company overview
from here.

Technology video



Online business meeting
Zoom participation from this
button

Recommend movie
by exhibitors

Inquiry to exhibitor ※Send only (reply later)
※Exchanging message is available
on seminar venue (Event Hub).
(Refer to page 10)

Bạn có thể nói chuyện với
nhân viên của công ty
thông qua tính năng thu
phóng

Business Match (exchange message)

Online Seminar Rooms are set up on online event platform- “EventHub”

Language: English and Japanese *some contents are available in Vietnamese



Messages can be exchanged from the profile page of the exhibitor.

The message sent and received is posted on the message board with the exhibitor company personnel

✂ When you receive the message, the notify mail will be sent.

Sending a message

Exhibitor
chiba/千葉 ikumi/育美
Overseas Environmental Cooperation Center, Japan/一般社団法人海外環境協力センター
Project Department/業務部 Coordinator/調整員
★ Popular

One-line Pitch
unfilled

Website
unfilled

Business Type
unfilled

Exhibition field

Profile
unfilled

Start networking now
Use direct messages for post-event interaction
You can exchange business cards with other attendees
How can I exchange business cards online? [?](#)

Send a message

Send a message

Message
Insert your message here. Let me them know why you want to say hi!

Cancel Send

Sent a message

Your message has been sent!
You can continue your conversation on the message thread.

Exhibitor
chiba/千葉 ikumi/育美
Overseas Environmental Cooperation Center, Japan/一般社団法人海外環境協力センター
Project Department/業務部 Coordinator/調整員

Message
TEST message for きゃぶちゅー.
Please disregard this message.

Go to thread

After sending a message, exchanging business card will be available!

After sending



✂Registration of Sansan or Eight which is online business card tool is recommended.

(Please refer to page 4)

- Sansan (<https://jp-help.sansan.com/hc/en-us/articles/900000921606-How-to-set-up-your-Virtual-Card-Web-App->)
- Eight (<https://8card.net/en>)

6. Precautions for use



1. Time display...All times displayed in EventHub are **Japan Standard Time (JST)**.
2. Web browser operation (1)...Please do not use the "**back button**" of the browser as much as possible.
3. Web browser operation (2)...When you open the event home screen or each page, the scroll bar does not appear. You can scroll with the mouse hole, but depending on hardware requirements, you may not be able to scroll without clicking once on the open page.
4. Recommend display...Please note that the "recommend" displayed in the participant search are automatically set by the EventHub system and are **not recommended by the organizer**.
5. Watch Seminar...Prepare the latest version of Zoom
✕ **Internet Explorer is not supported.**